



# Driving Safety


## Stand Down





# Agenda for the driving safety stand down

1. Manager's introduction – purpose and structure of the session
2. Manager-led discussion
  - what is your reason for getting home safe?
  - what are the impacts of unsafe driving practices?
3. Some views from our staff – why is safe driving important?
4. Exercises - video introduction
  - Test your knowledge
  - The Safety Challenge
5. Closing Comments





# Why are we having a Stand Down?

## Carillion – 9 June 2014





# Why are we having a Stand Down?

## Crossrail – 5 June 2016





# Why are we having a Stand Down?

## Greater Western – 11 June 2016







# Take a moment...





# Why are we having a Stand Down?

1. It is important that we all drive safely
2. Driving safely includes following the Lifesaving Rules



Always obey the speed limit and wear a seat belt.



Never work or drive while under the influence of drugs or alcohol.



Never use a hand-held or hands-free phone, or programme any other mobile device, while driving.





# Why are we having a Stand Down?



- Accidents are often the result of a number of causal factors
- By eliminating just one of these causal factors we can significantly reduce the likelihood of accidents occurring
- We do not want anyone working for Network Rail to get hurt
- Every single accident is a loss to the entire organisation



# How can we be safe in a vehicle?





# People are risking their lives... and the lives of others

Department for Transport  
research shows:



**31%  
of  
commercial  
drivers  
DO NOT  
wear  
seatbelts**



**32%  
of  
passengers  
in commercial  
vehicles  
DO NOT wear  
seatbelts**



# People are risking their lives... and the lives of others

- In 2015/16 there were 611 known breaches by Network Rail staff
- Our Lifesaving Rules and the law have been broken.

| Type of breach               | Breaches |
|------------------------------|----------|
| Travelling through red light | 14       |
| Not wearing a seatbelt       | 15       |
| Speeding                     | 565      |
| Using a hand-held device     | 17       |

| Speed limit | Driver's speed | Variance |
|-------------|----------------|----------|
| 30mph       | 56mph          | +26mph   |
| 40mph       | 66mph          | +26mph   |
| 50mph       | 78mph          | +28mph   |
| 60mph       | 83mph          | +23mph   |
| 70mph       | 101mph         | +31mph   |

# We all determine OUR safety culture

The safety culture on a site grows from the sayings and doings of us all.

It can grow strong, and we always have the potential to do things better and safer.

By being strong and committed we always improve our safety culture



**Network Rail**

## Safety

**Our Vision** Everyone Home Safe Every Day

**Our Belief** Outstanding safety performance and outstanding business performance go hand in hand.

**Our Personal Commitments**

Safety is a core value and key to our success. Whether you are an employee, contractor or subcontractor, by delivering on our commitments we will achieve outstanding performance. This is how we will deliver a better railway for a better Britain.

- Safe behaviour is a requirement of working for Network Rail.
- We will always comply with our Lifesaving Rules.
- We will plan work to ensure that it can be done safely.
- Our work environments will be tidy - and we will leave them tidy when we've finished.
- We will ensure people have the skills and the equipment required to work safely.
- We will stop work if it cannot be done safely.
- We will personally intervene if we feel a situation or behaviour might be unsafe.
- We will use Close Calls to report unsafe behaviours and conditions.
- We will use our Fair Culture principles to investigate incidents and learn lessons to prevent them occurring again.
- We will relentlessly strive to find new ways to keep ourselves, colleagues, passengers and the public safe.
- We will design, construct, inspect, operate and maintain the railway to keep everyone safe.
- Safety leadership is key to how we assess our people's performance and readiness for progression.

*Mark Carne*  
Chief Executive  
March 2014

The Safety Vision poster is an endorsed by the arrangements set out in our Safety Vision statement. You can download a copy of the statement at [www.networkrail.co.uk/Content/press/press/NetworkRail-Safety-Vision-statement](http://www.networkrail.co.uk/Content/press/press/NetworkRail-Safety-Vision-statement) or <http://www.networkrail.co.uk/Safety/Vision/Statement>

**everyone home safe every day**



# Session 1

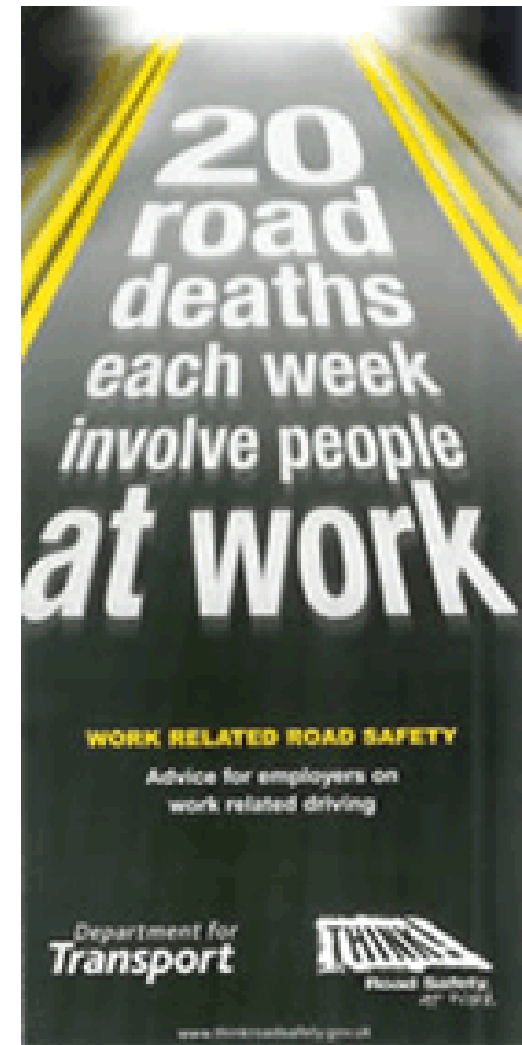
# Test your knowledge





# Test your knowledge...

- Q1: Wearing seat-belts can reduce the risk of death by what percentage?
- Q2: What percentage of crashes causing death or serious injury are tiredness related?
- Q3: If travelling at 70mph how many car lengths will it take you to stop?
- Q4: If travelling at 30mph and a person steps out three car lengths ahead of you could you stop without hitting them?
- Q5: What percentage of crashes are down to driver error?





# Question time: in the past week...

- Q1: Hands up – how many of you have exceeded the speed limit in the past week?
- Q2: Hands up how many of you have driven after a glass of wine in the past week?
- Q3: Hands up – how many of you have driven while tired in the past week?
- Q4: Hands up – How many of you have been distracted while driving and had a near miss?





## **Session 2**

# **The Safety Challenge**



# The Safety Challenge

1

- Discuss unsafe behaviours relating to driving
- Not wearing seat belts
- Speeding
- Driving Tired

2

- Talk about personal responsibility
- How our actions affect others
- Why do we choose to break the rules?

3

- Positive actions we can take
- Challenge
- Report
- Seek assistance

4

- How do we feel about challenging?
- Do we own safety or leave it to someone else?

5


- How can we encourage challenge?
- Do we all commit to challenge unsafe behaviours?



# What else must we do?



**everyone  
home safe  
every day**



**What are we doing to  
prevent another?**







*Find out more on....*

# Connect

<http://connect/communities/safetystanddown/default.aspx>

# yammer

#Safedriving